

Second Quarter 2006 Social Weather Survey: NET RATING OF GMA RISES SLIGHTLY TO -13

Social Weather Stations

The Second Quarter Social Weather Survey, conducted over June 22-28, finds 34% Satisfied and 48% Dissatisfied with the performance of President Gloria Macapagal-Arroyo, for a Net Satisfaction Rating of -13 (correctly rounded).

While still negative since the Third Quarter of 2004, the President's rating has gone up in the past two quarters, from -30 in December 2005, and -25 in March 2006.

Up except in Metro Manila

The President's Net Satisfaction scores rose in all areas, except Metro Manila, where it declined from -37 in March to a new record low of -48 in June.

Public opinion turned at least neutral in the Visayas, where GMA's net score recovered to +2 in June, from -12 in March.

Her net score became less unfavorable in the Balance of Luzon, moving from -23 to -13, and in Mindanao, where it rose -32 to -7.

Up in D and E, but down in ABC

President Arroyo's Net Satisfaction Rating went up among the *masa* or D class, from -22 in March to -10 in June, and among the E class, from -33 to -22.

However, it declined among the middle-to-upper ABC classes, from -17 in March to -27 in June, the second-lowest on record, after her -34 in December 2000 and May 2005.

Survey Background

The Social Weather Survey for the Second Quarter of 2006 was done over June 22 to 28, 2006, using face-to-face interviews of 1,200 adults divided into random samples of 300 each in Metro Manila, the Balance of Luzon, Visayas, and Mindanao (sampling error margins of $\pm 3\%$ for national percentages and $\pm 6\%$ for area percentages).

The area estimates were weighted by National Statistics Office medium-population projections for 2006 to obtain the national estimates.

The quarterly Social Weather Surveys on public satisfaction with the President are not commissioned, but are done on SWS's own initiative and released as a public service. They are supported by subscribers, who have no proprietary rights over the data.

#

Chart 1

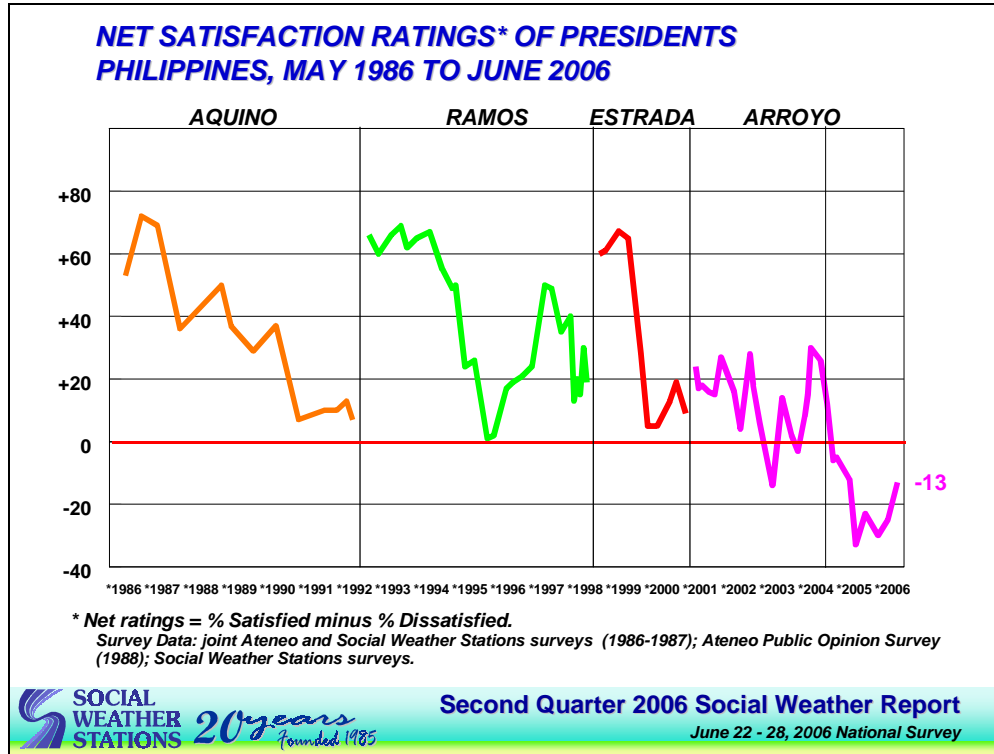


Table 1

**NET SATISFACTION RATINGS* OF PRESIDENTS
PHILIPPINES, MAY 1986 TO JUNE 2006**

AQUINO	Net*	RAMOS (cont)	Net*	RAMOS (cont)	Net*	ARROYO (cont)	Net*
MAY86	+53	APR93	+66	MAR98	+15	MAR02	+16
OCT86	+72	JUL93	+69	MAR-APR98	+30	MAY02	+ 4
MAR87	+69	SEP93	+62	APR98	+19	AUG02	+28
OCT87	+36	DEC93	+65	ESTRADA	Net*	SEP02	+18
FEB88	+64	APR94	+67	SEP98	+60	NOV02	+ 6
AUG88	+57	AUG94	+55	NOV98	+61	MAR03	-14
SEP88	+50	NOV94	+49	MAR99	+67	JUN03	+14
FEB89	+37	DEC94	+50	JUN99	+65	SEP03	+ 2
AUG89	+32	MAR95	+24	OCT99	+28	NOV03	- 3
SEP89	+29	JUN95	+26	DEC99	+ 5	JAN04	+ 8
MAR90	+24	OCT95	+ 1	MAR00	+ 5	FEB04	+15
APR90	+37	DEC95	+ 2	JUL00	+13	MAR04	+30
NOV90	+ 7	APR96	+17	SEP00	+19	JUN04	+26
APR91	+24	JUN96	+19	DEC00	+ 9	AUG04	+12
JUL91	+10	SEP96	+21	ARROYO	Net*	OCT04	- 6
NOV91	+10	DEC96	+24	MAR01	+24	DEC04	- 5
FEB92	+13	APR97	+50	APR01	+17	MAR05	-12
APR92	+ 7	JUN97	+49	MAY01	+18	MAY05	-33
RAMOS	Net*	SEP97	+35	JUL01	+16	AUG05	-23
SEP92	+66	DEC97	+40	SEP01	+15	DEC05	-30
DEC92	+60	JAN98	+13	NOV01	+27	MAR06	-25
		FEB98	+20			JUN06	-13

* Net ratings = % Satisfied minus % Dissatisfied.
Survey Data: joint Ateneo and Social Weather Stations surveys (1986-1987); Ateneo Public Opinion Survey (1988); Social Weather Stations surveys.

SOCIAL WEATHER STATIONS *20 years*
Founded 1985

Second Quarter 2006 Social Weather Report
June 22 - 28, 2006 National Survey

Table 2

PUBLIC SATISFACTION WITH PRESIDENT GLORIA MACAPAGAL-ARROYO, DECEMBER 2005 TO JUNE 2006

	Satisfied			Dissatisfied			Net *		
	Nov 27- Dec 4, 05	Mar 8- 14, 06	Jun 22- 28, 06	Nov 27- Dec 4, 05	Mar 8- 14, 06	Jun 22- 28, 06	Nov 27- Dec 4, 05	Mar 8- 14, 06	Jun 22- 28, 06
PHILIPPINES	24%	29%	34%	54%	54%	48%	-30	-25	-13
NCR	19	24	20	63	60	67	-45	-37	-48
BAL. LUZON	21	30	34	55	53	47	-34	-23	-13
VISAYAS	29	36	43	45	48	41	-16	-12	+2
MINDANAO	27	23	37	52	55	44	-25	-32	-7
TOTAL URBAN	23	27	35	57	55	50	-34	-28	-15
TOTAL RURAL	24	32	34	49	50	46	-24	-19	-12
ABC	32	31	33	50	47	61	-18	-17	-27
D	23	30	36	53	53	46	-30	-22	-10
E	23	24	29	56	58	51	-34	-33	-22
MALE	22	29	38	57	52	47	-35	-22	-10
FEMALE	25	28	31	50	56	49	-25	-27	-17

* % Satisfied minus % Dissatisfied correctly rounded. Ignores Don't Know and Refused to Answer responses.

Question. Please tell me how satisfied or dissatisfied you are in the performance of Gloria Macapagal-Arroyo as President of the Philippines. Are you very satisfied, somewhat satisfied, undecided if satisfied or dissatisfied, somewhat dissatisfied, very dissatisfied?

Second Quarter 2006 Social Weather Report
June 22 - 28, 2006 National Survey

Chart 2

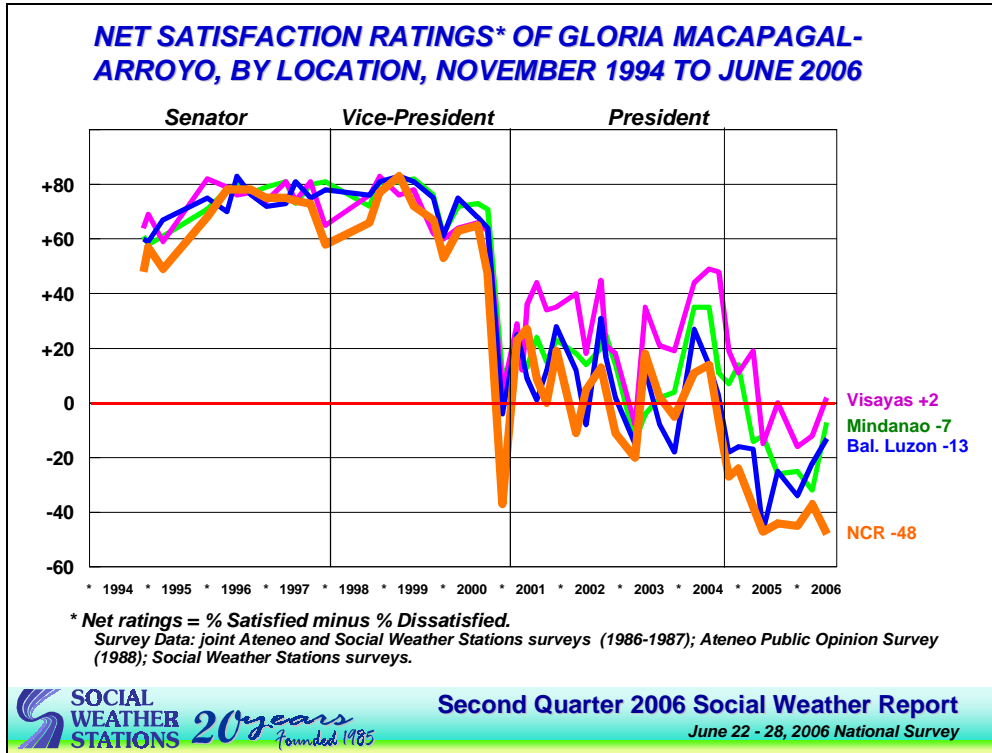


Table 3

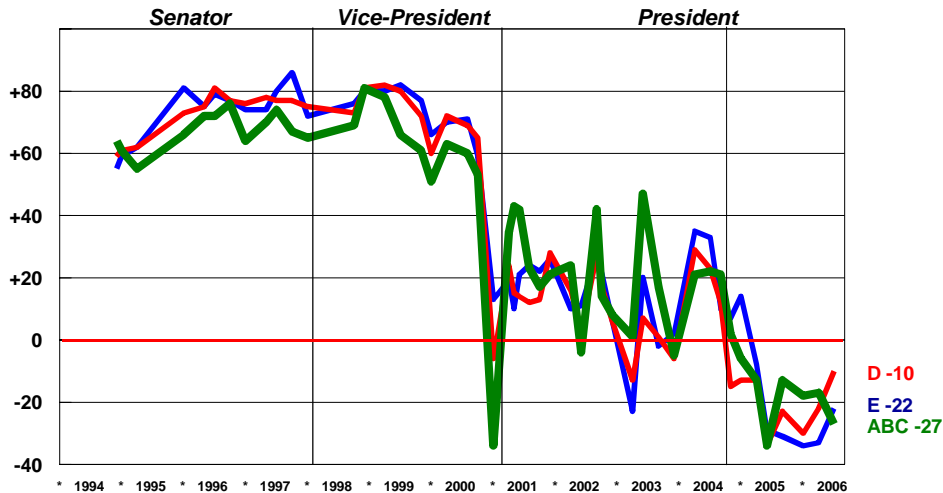
NET SATISFACTION RATINGS* OF GLORIA MACAPAGAL-ARROYO, BY LOCATION, NOVEMBER 1994 TO JUNE 2006

	BAL				BAL				BAL							
	NCR	LUZ	VIS	MIN	NCR	LUZ	VIS	MIN	NCR	LUZ	VIS	MIN				
As Senator																
NOV 94	+48	+60	+64	+61												
DEC 94	+57	+59	+69	+58												
MAR 95	+49	+67	+59	+61												
DEC 95	+68	+75	+82	+71												
APR 96	+78	+70	+79	+78												
JUN 96	+78	+83	+76	+80												
SEP 96	+78	+76	+77	+77												
DEC 96	+75	+72	+74	+79												
APR 97	+75	+73	+81	+81												
JUN 97	+74	+81	+74	+73												
SEP 97	+73	+75	+81	+80												
DEC 97	+58	+78	+65	+81												
As Vice-President																
SEP 98	+66	+76	+76	+72												
NOV 98	+77	+81	+83	+81												
MAR 99**	+83	+83	+76	+81												
JUN 99	+72	+81	+78	+82												
OCT 99	+67	+75	+62	+76												
DEC 99	+53	+61	+60	+62												
As Vice-President																
MAR 00	+63	+75	+64	+72												
JUL 00	+65	+68	+66	+73												
SEP 00	+47	+64	+63	+71												
DEC 00	-37	-4	+4	+10												
As President																
MAR 01	+23	+25	+29	+17												
APR 01	+25	+18	+12	+16												
MAY 01	+27	+9	+36	+13												
JUL 01	+9	+1	+44	+24												
SEP 01	0	+12	+34	+15												
NOV 01	+19	+28	+35	+23												
MAR 02	-11	+12	+40	+18												
MAY 02	+5	-8	+18	+14												
AUG 02	+13	+31	+45	+20												
SEP 02	+5	+17	+21	+25												
NOV 02	-11	+2	+18	+14												
MAR 03	-20	-15	-8	-14												
MAY 03	+18	+12	+35	-4												
AUG 03	+2	-8	+21	+2												
As President																
NOV 04	-5	-18	+19	+4												
MAR 04	+11	+27	+44	+35												
JUN 04	+14	+14	+49	+35												
AUG 04	-7	+3	+48	+11												
OCT 04	-27	-18	+19	+7												
DEC 04	-24	-16	+11	+14												
MAR 05	-38	-17	+19	-14												
MAY 05	-47	-47	-15	-12												
AUG 05	-44	-25	0	-26												
DEC 05	-45	-34	-16	-25												
MAR 06	-37	-23	-12	-32												
JUN 06	-48	-13	+2	-7												

**As DSWD Secretary

Chart 3

NET SATISFACTION RATINGS* OF GLORIA MACAPAGAL-ARROYO, BY CLASS, NOVEMBER 1994 TO JUNE 2006



* Net ratings = % Satisfied minus % Dissatisfied.

Survey Data: joint Ateneo and Social Weather Stations surveys (1986-1987); Ateneo Public Opinion Survey (1988); Social Weather Stations surveys.

Table 4

NET SATISFACTION RATINGS* OF GLORIA MACAPAGAL-ARROYO, BY CLASS, NOV 1994 TO JUN 2006

	<u>ABC</u>	<u>D</u>	<u>E</u>		<u>ABC</u>	<u>D</u>	<u>E</u>		<u>ABC</u>	<u>D</u>	<u>E</u>
<i>As Senator</i>				<i>As Vice-President</i>				<i>As President</i>			
NOV 94	+64	+59	+55	MAR 00	+63	+72	+70	NOV 04	-5	-6	+2
DEC 94	+61	+61	+59	JUL 00	+60	+69	+71	MAR 04	+21	29	+35
MAR 95	+55	+62	+62	SEP 00	+53	+65	+59	JUN 04	+22	+23	+33
DEC 95	+66	+73	+81	DEC 00	-34	-6	+13	AUG 04	+21	+12	+10
APR 96	+72	+75	+75					OCT 04	+2	-15	+7
JUN 96	+72	+81	+79	<i>As President</i>				DEC 04	-6	-13	+14
SEP 96	+76	+77	+77	MAR 01	+35	+24	+19	MAR 05	-13	-13	-8
DEC 96	+64	+76	+74	APR 01	+43	+15	+10	MAY 05	-34	-34	-29
APR 97	+70	+78	+74	MAY 01	+42	+14	+21	AUG 05	-13	-23	-31
JUN 97	+74	+77	+80	JUL 01	+23	+12	+24	DEC 05	-18	-30	-34
SEP 97	+67	+77	+86	SEP 01	+17	+13	+22	MAR 06	-17	-22	-33
DEC 97	+65	+75	+72	NOV 01	+21	+28	+26	JUN 06	-27	-10	-22
<i>As Vice-President</i>				MAR 02	+24	+16	+10				
SEP 98	+69	+73	+76	MAY 02	-4	+3	+11				
NOV 98	+81	+81	+80	AUG 02	+42	+27	+27				
MAR 99**	+78	+82	+80	SEP 02	+14	+17	+21				
JUN 99	+66	+80	+82	NOV 02	+8	+6	+6				
OCT 99	+61	+72	+77	MAR 03	+1	-13	-23				
DEC 99	+51	+60	+66	MAY 03	+47	+7	+20				
				AUG 03	+17	+1	-2				

**As DSWD Secretary